

Scaled data based on original data using
LM-79-08 Approved Method: Electrical and Photometric Measurements of Solid-
State Lighting Products

Test Report Prepared for
Cooper Lighting Solutions
(formerly Eaton)

Brand: McGRAW-EDISON

Report Number: P940853

Luminaire Tested: **GALN-SB4A-840-U-T1**

Issue Date: 1/21/2025

Test Information

Test Method: LM-79-08
Report Number: P940853
TEST IS SCALED FROM IESNA LM-79-08 TEST DATA (G2-2405-108-2)
Test Lab: INNOVATION CENTER
Issue Date: 1/21/2025
Manufacturer: COOPER LIGHTING SOLUTIONS (FORMERLY EATON)
Product Line: MCGRAW-EDISON
Catalog Number: GALN-SB4A-840-U-T1
Description: GALLEON AREA AND ROADWAY HIGH DENSITY LED LUMINAIRE
(4) 80 CRI, 4000K, 350mA LIGHTSQUARES WITH 26 LEDS EACH AND TYPE I OPTICS
Light Source: -
Ballast/Driver: -

Summary

Lumens per Lamp: N/A
Luminaire Lumens: 17012 lumens
Efficiency: N/A
Efficacy: 149.2 lumens/watt
Luminous Opening: Rectangular (W 1' x L: 1' x H: 0')
IES Classification: Type I - Short
BUG Rating: B4 - U0 - G4

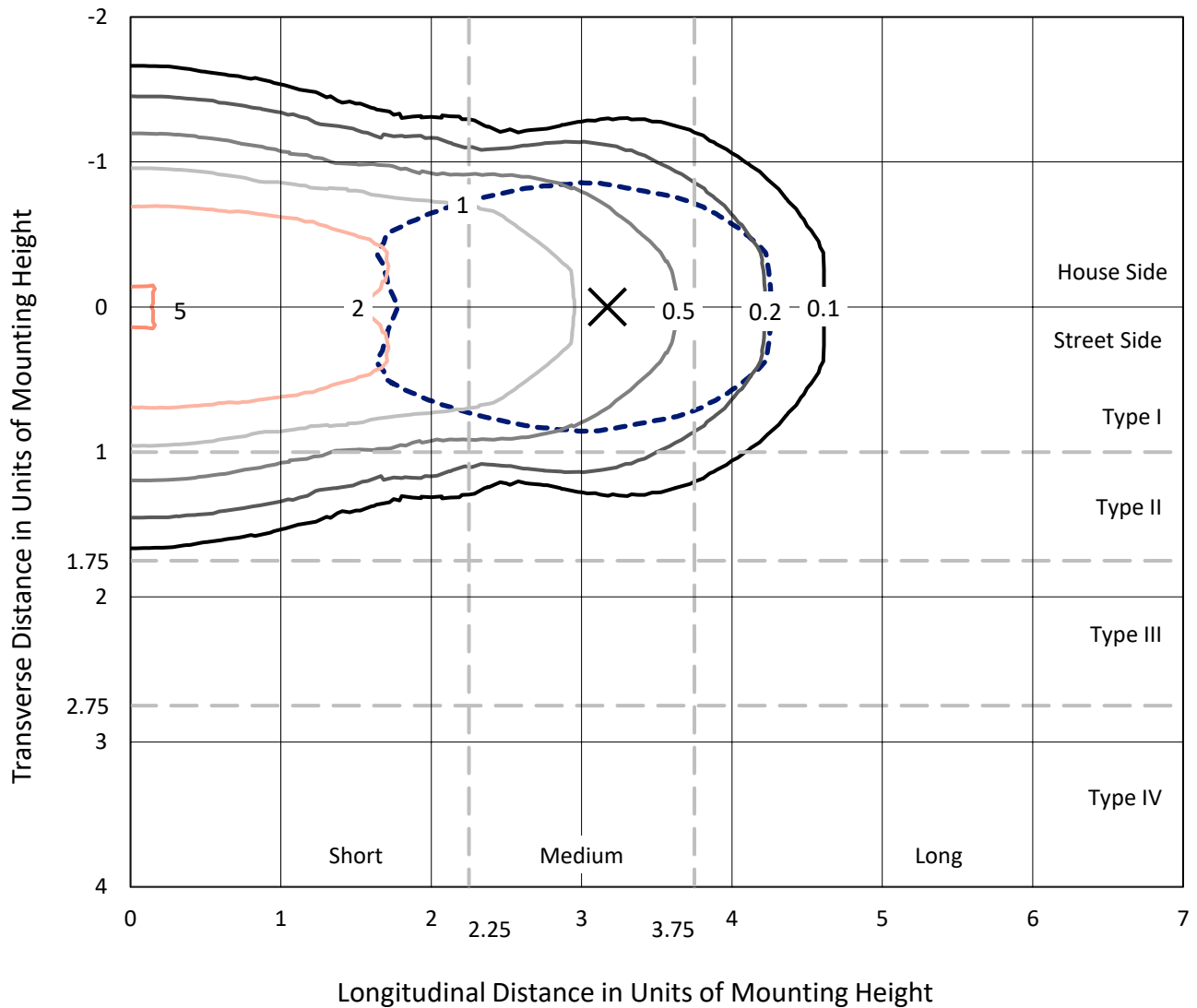
Input Watts (W): 114
Input Voltage (V): NR
Input Current (Ain): NR
Voltage Rise (V): NR
Power Factor: NR
Total Harmonic Distortion (THDi): NR
Frequency (hertz): 60
Stabilization Time: NR
Operation Time: NR
Ambient Temperature (°C): NR
Test Distance: 24 FT



REPORT NUMBER: P940853
 CATALOG NUMBER: GALN-SB4A-840-U-T1

Iso-Footcandle Lines of Horizontal Illumination

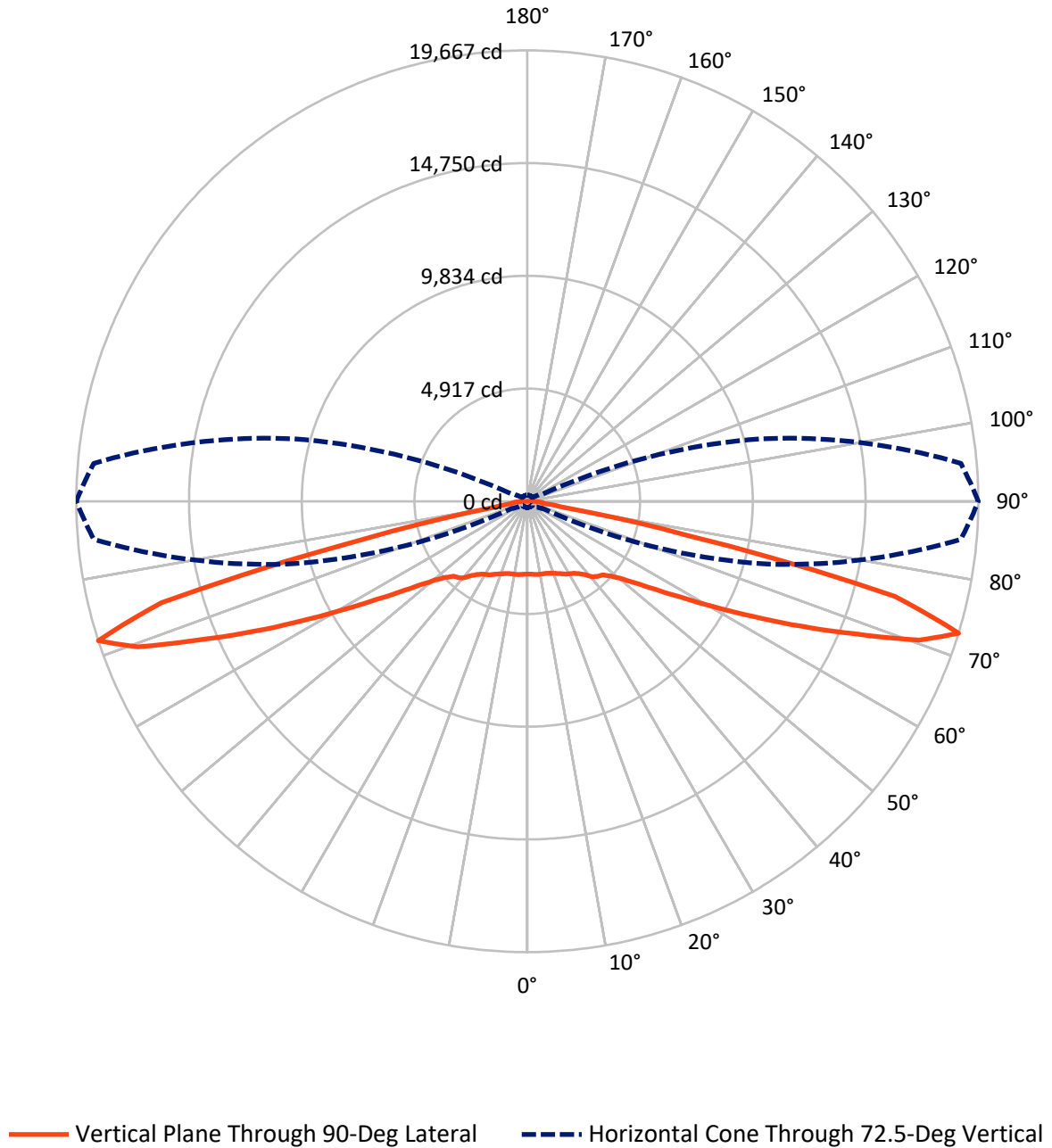
× Max cd
 - - - 1/2 Max cd



Based on 25 foot mounting height. Maximum calculated value = 5.1 fc
 Type I - Short - N/A

REPORT NUMBER: P940853
CATALOG NUMBER: GALN-SB4A-840-U-T1

Luminous Intensity Polar Plot



REPORT NUMBER: P940853
 CATALOG NUMBER: GALN-SB4A-840-U-T1

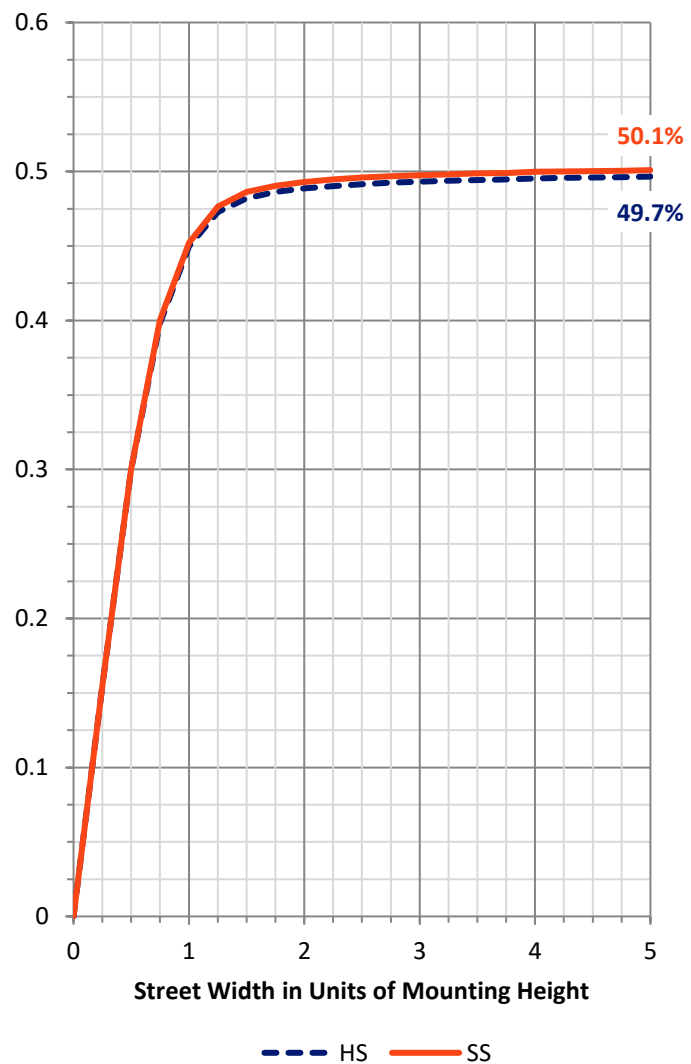
FLUX DISTRIBUTION:

		Downward	Upward	Total
House Side	Lumens	8506.0	0.0	8506.0
	% Fixture	50.0	0.0	50.0
Street Side	Lumens	8506.0	0.0	8506.0
	% Fixture	50.0	0.0	50.0
Total	Lumens	17012.0	0.0	17012.0
	% Fixture	100.0	0.0	100.0

ZONAL LUMENS:

Zone	Lumens	% Fixture
0°-10°	308.2	1.8
10°-20°	942.4	5.5
20°-30°	1571.4	9.2
30°-40°	2161.2	12.7
40°-50°	2639.4	15.5
50°-60°	3052.8	17.9
60°-70°	3640.0	21.4
70°-80°	2540.4	14.9
80°-90°	156.0	0.9
90°-100°	0.0	0.0
100°-110°	0.0	0.0
110°-120°	0.0	0.0
120°-130°	0.0	0.0
130°-140°	0.0	0.0
140°-150°	0.0	0.0
150°-160°	0.0	0.0
160°-170°	0.0	0.0
170°-180°	0.0	0.0
0°-90°	17012.0	100.0
0°-180°	17012.0	100.0

Coefficient of Utilization



REPORT NUMBER: P940853

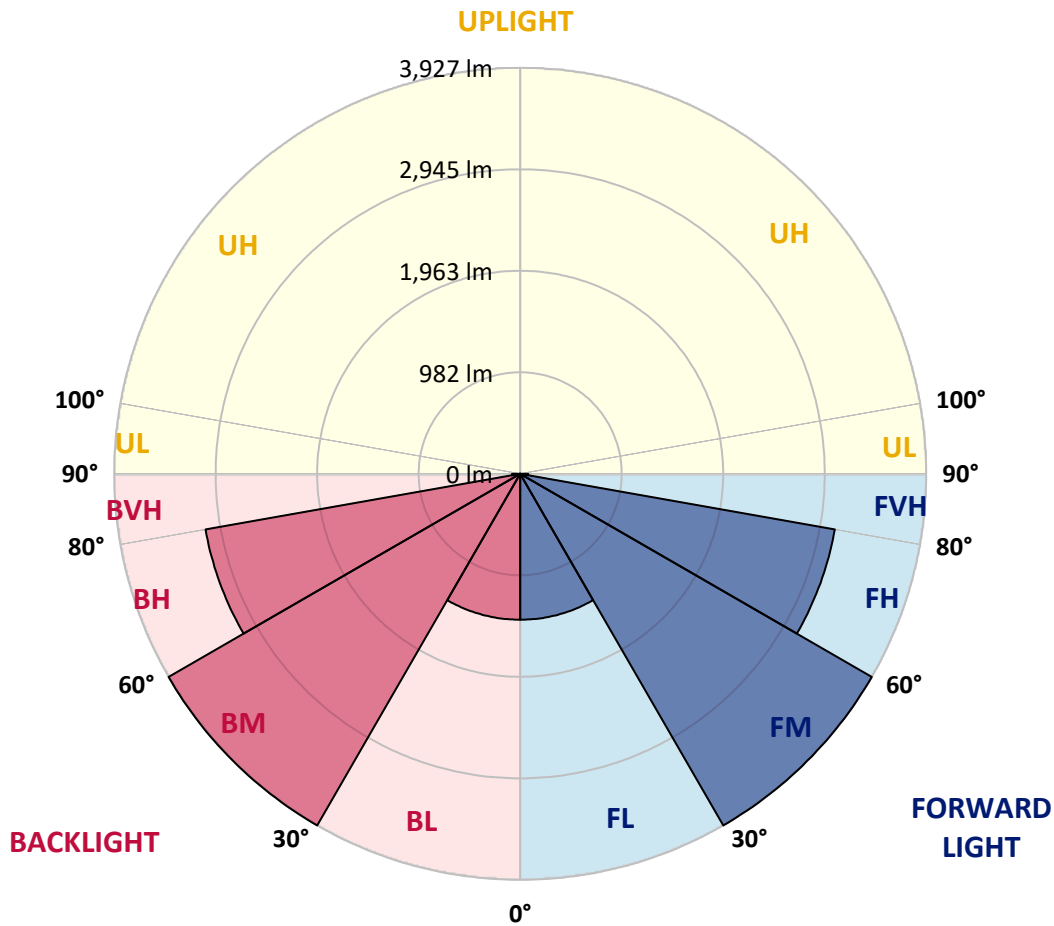
CATALOG NUMBER: GALN-SB4A-840-U-T1

LUMINAIRE CLASSIFICATION SYSTEM LUMEN TABLE AND BUG RATING:

Zone	Lumens	% Fixture	Zone Rating/Lumen Limit		
			B	U	G
FL (0°-30°)	1411.1	8.3			
FM (30°-60°)	3926.7	23.1			
FH (60°-80°)	3090.2	18.2			G2/5000
FVH (80°-90°)	78.0	0.5			G1/100
BL (0°-30°)	1411.1	8.3	B3/2500		
BM (30°-60°)	3926.7	23.1	B3/5000		
BH (60°-80°)	3090.2	18.2	B4/5000		G4/5000
BVH (80°-90°)	78.0	0.5			G1/100
UL (90°-100°)	0.0	0.0		U0/0	
UH (100°-180°)	0.0	0.0		U0/0	

BUG Rating: B4-U0-G4

Type I Short



REPORT NUMBER: P940853
 CATALOG NUMBER: GALN-SB4A-840-U-T1

CANDELA DISTRIBUTION (FULL):

	0°	5°	15°	25°	35°	45°	55°	65°	75°	85°
0°	3178.9	3178.9	3178.9	3178.9	3178.9	3178.9	3178.9	3178.9	3178.9	3178.9
2.5°	3181.6	3185.2	3185.2	3182.5	3188.8	3183.4	3183.4	3180.7	3183.4	3180.7
5°	3197.9	3202.4	3204.2	3203.3	3211.4	3206.9	3206.9	3203.3	3204.2	3201.5
7.5°	3228.6	3234.9	3238.5	3243.1	3254.8	3249.4	3245.8	3234.9	3230.4	3223.2
10°	3238.5	3245.8	3257.5	3281.0	3308.2	3309.1	3298.2	3271.1	3250.3	3234.0
12.5°	3207.8	3217.7	3242.2	3290.1	3350.7	3375.1	3357.9	3312.7	3272.0	3243.1
15°	3168.9	3179.8	3216.8	3289.2	3378.7	3435.6	3433.8	3374.2	3309.1	3263.9
17.5°	3108.4	3119.2	3172.5	3273.8	3400.4	3494.4	3519.7	3458.2	3366.9	3306.4
20°	2999.0	3008.9	3083.0	3225.0	3407.6	3556.8	3622.8	3568.5	3454.6	3372.4
22.5°	2857.0	2872.4	2959.2	3140.9	3390.4	3621.9	3740.3	3703.3	3556.8	3442.9
25°	2705.1	2721.4	2822.7	3037.8	3346.1	3668.9	3879.6	3856.1	3672.5	3530.6
27.5°	2574.0	2591.2	2701.5	2935.7	3277.4	3687.0	4017.0	4028.7	3812.7	3627.3
30°	2470.9	2487.2	2604.8	2853.4	3188.8	3668.9	4137.2	4218.6	3955.5	3711.4
32.5°	2357.9	2378.7	2502.6	2753.0	3083.9	3625.5	4242.1	4423.8	4121.0	3801.8
35°	2215.1	2234.1	2364.3	2615.6	2946.5	3555.9	4329.8	4651.7	4357.8	3939.2
37.5°	2041.5	2059.6	2188.9	2443.8	2810.0	3458.2	4396.7	4908.4	4639.9	4137.2
40°	1867.0	1884.2	2005.3	2252.2	2646.3	3333.5	4420.2	5159.8	4963.6	4409.4
42.5°	1707.0	1722.3	1833.5	2063.2	2462.8	3174.4	4389.5	5378.6	5253.8	4599.2
45°	1559.6	1573.2	1671.7	1886.0	2272.0	2980.9	4297.3	5613.7	5599.2	4734.9
47.5°	1391.4	1405.0	1507.2	1714.2	2081.3	2753.9	4140.9	5845.1	6079.3	5042.3
50°	1186.2	1198.0	1302.8	1516.2	1883.3	2512.5	3923.9	6026.8	6685.0	5507.9
52.5°	943.0	955.7	1057.8	1271.2	1648.2	2253.1	3638.2	6145.3	7384.8	6187.8
55°	701.6	710.6	799.2	990.9	1357.1	1957.4	3280.1	6178.7	8178.6	7117.2
57.5°	509.0	514.4	571.4	714.3	1028.9	1587.6	2845.3	6091.9	9123.4	8308.8
60°	412.3	414.1	431.3	494.6	715.2	1169.9	2320.0	5793.6	10148.7	9844.9
62.5°	374.3	374.3	378.8	396.0	483.7	772.1	1684.4	5175.2	11248.1	11786.1
65°	348.1	348.1	349.9	358.0	381.5	491.8	1063.2	4168.0	12174.8	14059.9
67.5°	324.6	325.5	324.6	327.3	340.9	363.5	616.6	2878.7	12673.9	16416.0
70°	300.2	302.0	297.5	297.5	308.3	309.2	386.1	1578.6	12259.8	18390.6
72.5°	271.2	273.9	266.7	264.9	273.0	269.4	290.2	757.6	10525.7	18980.1
75°	245.9	249.5	233.3	228.7	228.7	226.0	236.0	388.8	6831.5	15483.0
77.5°	223.3	230.5	204.3	189.9	186.2	178.1	192.6	237.8	2988.1	7269.1
80°	184.4	194.4	168.2	151.0	144.7	135.6	151.9	166.4	888.7	1688.0
82.5°	137.4	141.9	119.3	107.6	102.2	95.8	113.9	115.7	289.3	597.6
85°	87.7	89.5	73.2	63.3	60.6	57.9	72.3	63.3	110.3	439.4
87.5°	30.7	35.3	28.0	25.3	27.1	22.6	33.5	19.0	30.7	310.1
90°	0.0	0.0	0.0	0.0	0.0	0.0	0.0	0.0	0.0	0.0

(END C

90°

3178.9
3180.7
3201.5
3223.2
3231.3
3238.5
3256.6
3296.4
3357.0
3422.1
3501.6
3596.6
3667.1
3745.8
3876.8
4054.1
4320.8
4485.3
4581.2
4865.0
5285.5
5913.8
6774.5
7877.6
9301.5
11058.2
13139.5
15422.4
18129.3
19667.2
16560.7
7118.1
1616.6
675.4
638.3
384.2
0.0

OF REPORT)